

# Sharing on English Language

Primary 6

---

Yuhua Primary School

*Growing our Hearts and Minds*



# Overview

- ❖ Examination Format (FEL & EL)
- ❖ Key Programme
- ❖ Strategies (selected components)\*
- ❖ Home Support

*\* Please view the P5 EL sharing slides on the Parent Engagement Information page on the School Website for other components not shared here.*

# Examination Format [NEW(2025)] - FEL

Paper	Component	Weighting	Duration
1	Situational Writing (9m) Continuous Writing (16m)	25%	1h 10min
2	Language Use & Comprehension (40m)	40%	1h
3	Listening Comprehension (15m)	15%	≈ 35 min
4	Oral Communication (20m)	20%	≈ 10min
<b>TOTAL: 100m</b>		<b>100%</b>	

# Examination Format [NEW(2025)] - EL

Paper	Component	Weighting	Duration
1	Situational Writing (14m) Continuous Writing (36m)	25%	1h 10min
2	Language Use & Comprehension (90m)	45%	1h 50min
3	Listening Comprehension (20m)	10%	≈ 35 min
4	Oral Communication (40m)	20%	≈ 10min
<b>TOTAL: 200m</b>		<b>100%</b>	

# Key Programme - Current Affairs@YHPS

- Integrated seamlessly into the EL curriculum
- Aims:
  1. Widen pupils' general knowledge
  2. Read articles with discernment and critical thinking
  3. Express opinions on issues confidently and persuasively

# Key Programme - Current Affairs@YHPS

## Themes

**Heroes**

**Environment**

**Media**

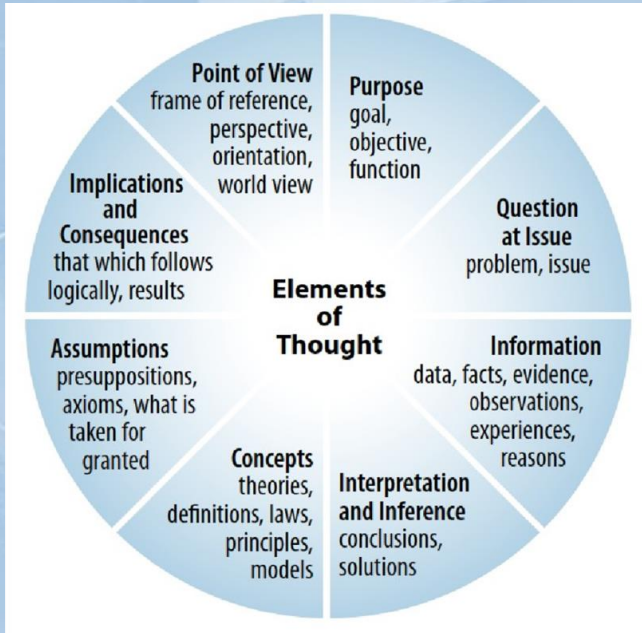
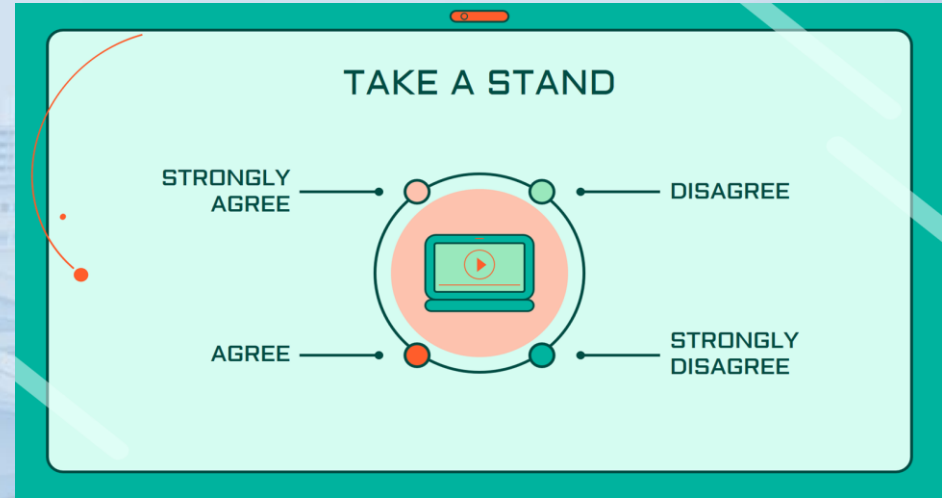
**Science &  
Technology**

**Arts &  
Culture**

**Sports &  
Health**

# Key Programme - Current Affairs@YHPS

**Elements of Thought**  
used as a framework to guide pupils to think and analyse contemporary issues critically.



**STUDENT ARTEFACTS**

**STEPHANIE CHUA LE LE**

Edited on 15 Sep 2021 04:40 PM  
Last commented 16 Sep 2021 08:09 AM

Topic : Is the Internet good or bad?

I think that the Internet is good as it helps us to complete tasks more efficiently. It also lets us access online platforms anywhere and anytime. We can use online payment and it saves us the hassle of having to count out the money and having a lot of change. Students can also use the Internet to do their homework and learn in the comfort of their own homes. Therefore, we can conclude that the Internet is good.

Pupils learn to **take a stand** and **substantiate** their responses with **well-thought-out reasons and examples**.

# Strategies (selected components)

## Situational Writing (EL)

### Task


Writer/Sender

Imagine you are Susan.

Write an article for your school's science magazine to share your experience growing your own papaya plant.

The purpose - to inform (to tell)

1 The pictures below show how Susan grew a papaya tree in her aunt's garden. Study the pictures carefully.





# Strategies (selected components)

## Situational Writing (EL)

### Task (cont'd)

In your writing, include the following key information:

- why you wanted to grow a papaya plant **1**
- how you decided on where to plant the seeds **2**
- how you made sure you remembered to water the plant daily **3**
- other than watering the plant, give two ways how you cared for it **4, 5**
- how long it took for your papaya plant to bear fruit **6**

# Situational Writing (EL)

## Steps:

1. Label the points in the task.
2. Label the answers on the stimulus.

Bear in mind:


Purpose of writing?

Audience? Context?

---

Yuhua Primary School

---



# Situational Writing (EL)

Dear Students,

I am Janet Lee of Primary 6 Care. I am writing this article to share my experience on growing my very own papaya plant. I was curious about how a papaya plant grew so I wanted to grow one. At first, I wanted to plant the seeds in a large pot in my flat, but my aunt suggested that I plant the seeds in her garden instead as a pot would be too small as papaya plants need lots of sun and space to grow healthily. I keyed in a reminder in my phone to ensure that I remembered to water the plant daily. Besides watering the plant, I gave it fertiliser. When the papaya plant bore fruits after seven months, I wrapped its fruits up in plastic bags to prevent bats from getting to them.

I hope this article has piqued your interest and has motivated you to do something similar. Thank you for taking time to read it.

Yours faithfully,  
Janet Lee

# Situational Writing (EL)

Audience/ Recipient

Dear Students,

PAC (Begn): Introduction of self

Context and purpose

I am Janet Lee of Primary 6 Care. I am writing this **1** article to share my experience on growing my very own papaya plant. I was curious about how a papaya plant grew so I wanted to grow one. At first, I wanted to plant the seeds in a large pot in my flat, but my aunt suggested **2** I plant the seeds in her garden instead as a pot would **3** be too small as papaya plants need lots of sun and space to grow healthily. I keyed **3** a reminder in my phone to ensure that **4** I remembered to water the plant daily. Besides watering the plant, I gave it fertilizer. When **5** the papaya plant bore fruits after seven months, I wrapped its fruits up in plastic bags to prevent bats from getting to them. **6**

PAC(Endg): A line to ensure a smooth closing

I hope this article has piqued your interest and has motivated you to do something similar. Thank you for taking time to read it.

Sign off

Yours faithfully,

Janet Lee

Sender

# Strategies (selected components)

## Situational Writing (FEL)

**Task** **Writer/Sender**

You saw the poster. You want to take part in the Fire Safety Workshop with your friend, Jamie.

**Recipient**

Write an email to Jamie to ask her to take part in the workshop with you.

The purpose - to invite

Yuhua Primary School

1 Study the poster shown below carefully.

**Kranji Community Centre  
Home Safety Day**

Date: 15 October 2023 (Sunday)  
Time: 9.30 am to 12.30 pm

Learn about home safety.  
Take part in one of the following workshops.  
Buffet lunch (vegetarian and non-vegetarian food) will be available.

Workshop Name	Time	Description
Fire Safety Workshop	9.30 am to 10.30 am	Learn to use a fire extinguisher
First Aid Skills Workshop	10.30 am to 11.30 am	Learn to do simple bandages
Accident Prevention Workshop	11.30 am to 12.30 pm	Learn about safety tips at home

To take part, register at our information counter by 6 October 2023.  
Let us know the type of meal you would like when you register.  
No fee is required for registration.

G

# Strategies (selected components)

## Situational Writing (FEL)

### Task (cont'd)

In your writing, include the following key information:

- why you are writing to Jamie **1**
- the date **2** and time **3** of the workshop you want to take part in
- what you have to do **4** when you are at the counter for registration
- whether you have to pay **5** to register

# Situational Writing (FEL)

## Steps:

1. Label the points in the task.
2. Label the answers on the stimulus.

Bear in mind:

Purpose of writing?

Audience? Context?

Yuhua Primary School

**Kranji Community Centre Home Safety Day**

Date: 15 October 2023 (Sunday)  
Time: 9.30 am to 12.30 pm

Learn about home safety.  
Take part in one of the following workshops.  
Buffet lunch (vegetarian and non-vegetarian food) will be available.

**Fire Safety Workshop**  
Learn to use a fire extinguisher  
Time: 9.30 am to 10.30 am

**First Aid Skills Workshop**  
Learn to do simple bandages  
Time: 10.30 am to 11.30 am

**Accident Prevention Workshop**  
Learn about safety tips at home  
Time: 11.30 am to 12.30 pm

To take part, register at our information counter by 6 October 2023.  
Let us know the type of meal you would like when you register.  
No fee is required for registration.

# Situational Writing (FEL)

Dear Jamie,

How are you? I came across a poster on a Home Safety Day event. There will be three workshops taking place and I am keen to sign up for the First Aid Skills workshop. I would like **to invite you to take part in it with me.**

The workshop will take place at Kranji Community Centre on **15 October 2023** from **9.30am to 12.30pm**. To participate, we will **need to register at the information counter by 6 October** and **let them know the type of meal we would like to have.** The best part is that we get to learn how to do simple bandages at **no cost at all!**

I hope you would join me for this workshop. Let me know your reply. I'll see you in school!

Best regards,  
Tom



# Situational Writing (FEL)

Audience/ Recipient

Dear Jamie

PAC (Begn)

Context

How are you? I came across a poster on a Home Safety Day event. There will be three workshops taking place and I am keen to sign up for the First Aid Skills workshop. I would like to invite you to take part in it with me.

Purpose

1

The workshop will take place at Kranji Community Centre on 15 October 2023 from 9.30am to 12.30pm. To participate, we need to register at the information counter by 6 October and let them know the type of meal we would like to have. The best part is that we get to learn how to do simple bandages at no cost at all!

3

2

4

5

I hope you would join me for this workshop. Let me know your reply. I'll see you in school!

PAC(Endg): A line to ensure a smooth closing

Best regards,  
Tom

Sign off

Sender

# Strategies (selected components)

## Oral (Stimulus-based Conversation)



- Identify underlying theme(s).
- Look at the stimulus and predict a **DIRECT** question.
- Predict open-ended questions based on theme.
- Use **5W1H** to develop content.

# Strategies (selected components)

## Oral (Stimulus-based Conversation @ home)

- Use authentic photographs from your photo albums.
- Identify the underlying theme with your child.
- Predict the three main questions with your child.
  - 1<sup>st</sup> qn: DIRECTLY based on the photograph
  - 2<sup>nd</sup> & 3<sup>rd</sup> qn: an **experience** and **opinion** qn based on the identified theme
  - Have a **conversation** with your child.

# Strategies (selected components)

## Oral (Stimulus-based Conversation @ home)



# Home Support

- Reading
  - Encourage reading a WIDE genre of books and magazines (e.g. Biographies, Fantasy, Mystery Reader's Digest, National Geographic).
  - Be a role model and make time to read together.

# Home Support

- Reading
  - Visit the library
  - Five-finger rule in choosing a book
- Speak in Standard English

## Five Finger Rule

0-1 = too easy

**2-3 = just right**

4 = okay to try

5+ = too hard



- Open a book to any page. Start reading. Hold up a finger every time you see a word you do not know. •

# Home Support


- Websites

- <http://www.bbc.co.uk/learningenglish/>
- <http://visuwords.com/>
- <http://www.nationalgeographic.com/>
- <https://www.mewatch.sg/>
- <https://www.oxfordlearnersdictionaries.com/>

# Home Support

- SMART phone Application (Also accessible via Web)

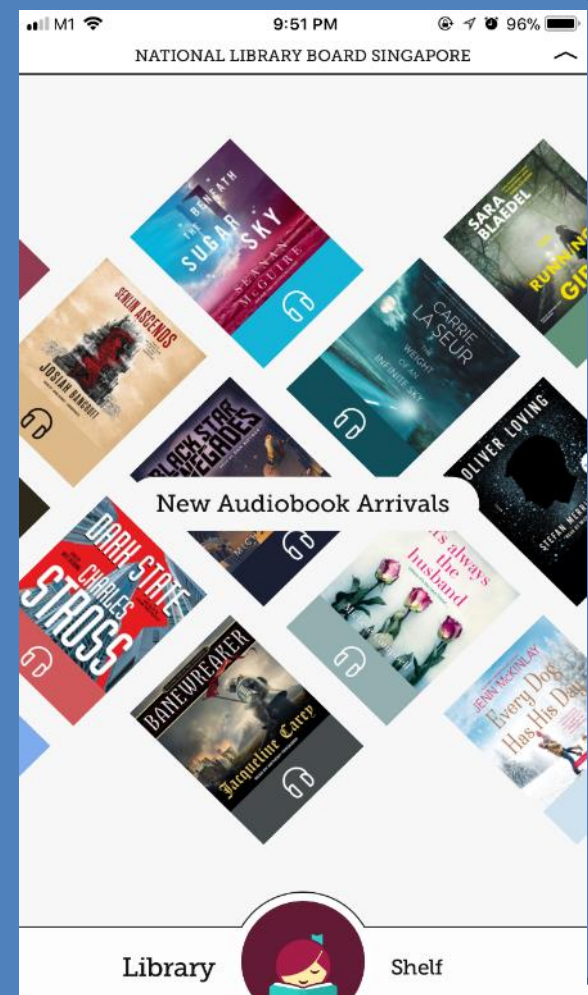
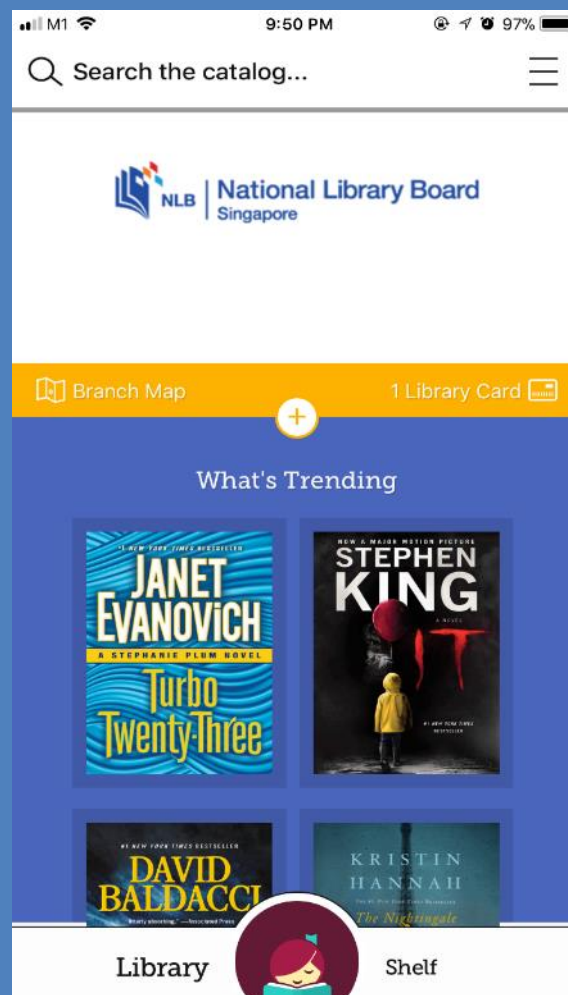
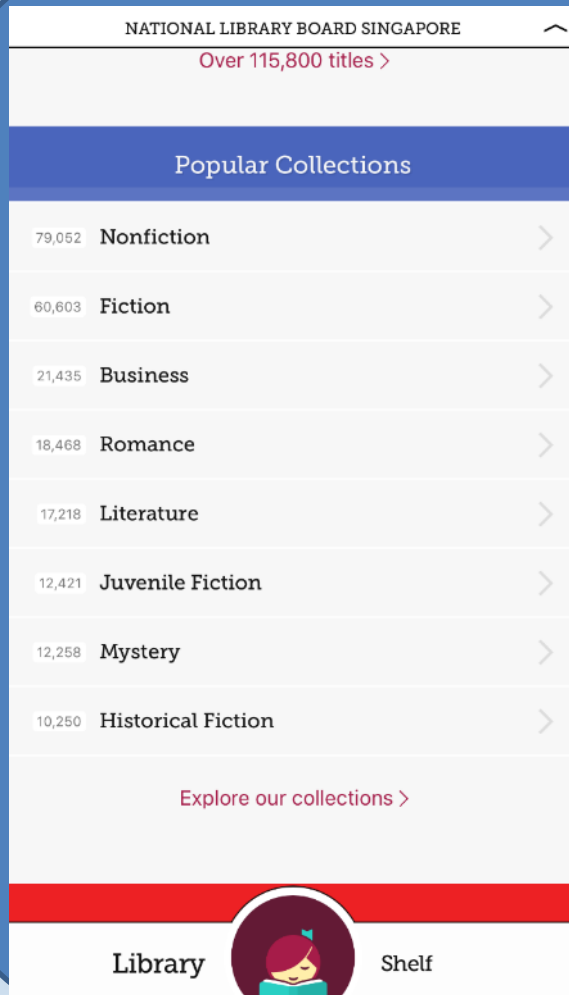
- Libby (NLB)





# Home Support

## - Libby (NLB)



# Home Support

- Libby (NLB)



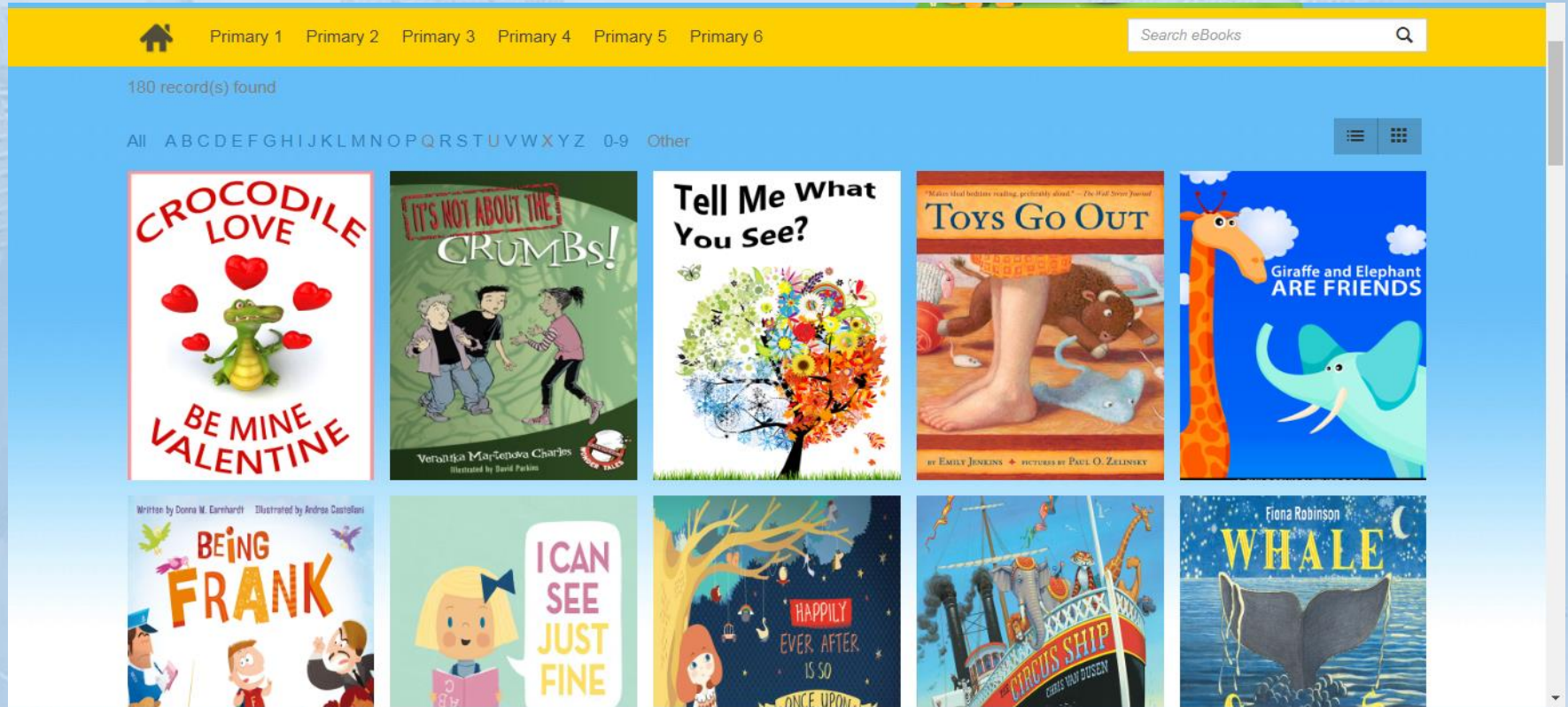
# Discovereads

The screenshot shows the Discovereads website interface. At the top, there is a navigation bar with a home icon and links for Primary 1 through Primary 6. A search bar on the right contains the text "Search eBooks" and a magnifying glass icon. Below the navigation bar, it states "180 record(s) found". A filter bar shows "All" selected, followed by letters A-Z, "0-9", and "Other". To the right of the filter bar are icons for list and grid views. The main content area displays a grid of ten e-book covers:

- CROCODILE LOVE BE MINE VALENTINE**: A green crocodile surrounded by red hearts.
- IT'S NOT ABOUT THE CRUMBS!**: Three children walking, with a small dog and a bowl of crumbs.
- Tell Me What You See?**: A tree with colorful flowers and butterflies.
- Toys Go Out**: A foot stepping on a toy cow and a toy mouse.
- Giraffe and Elephant ARE FRIENDS**: A giraffe and an elephant.
- BEING FRANK**: A boy and a girl talking to a man.
- ICAN SEE JUST FINE**: A girl reading a book.
- HAPPILY EVER AFTER IS SO ONCE UPON**: A girl looking up at a tree with hanging lanterns.
- CIRCUS SHIP**: A circus ship with animals on deck.
- WHALE**: A whale's tail in the ocean.

<http://www.nlb.gov.sg/discovereads/>

# Discovereads



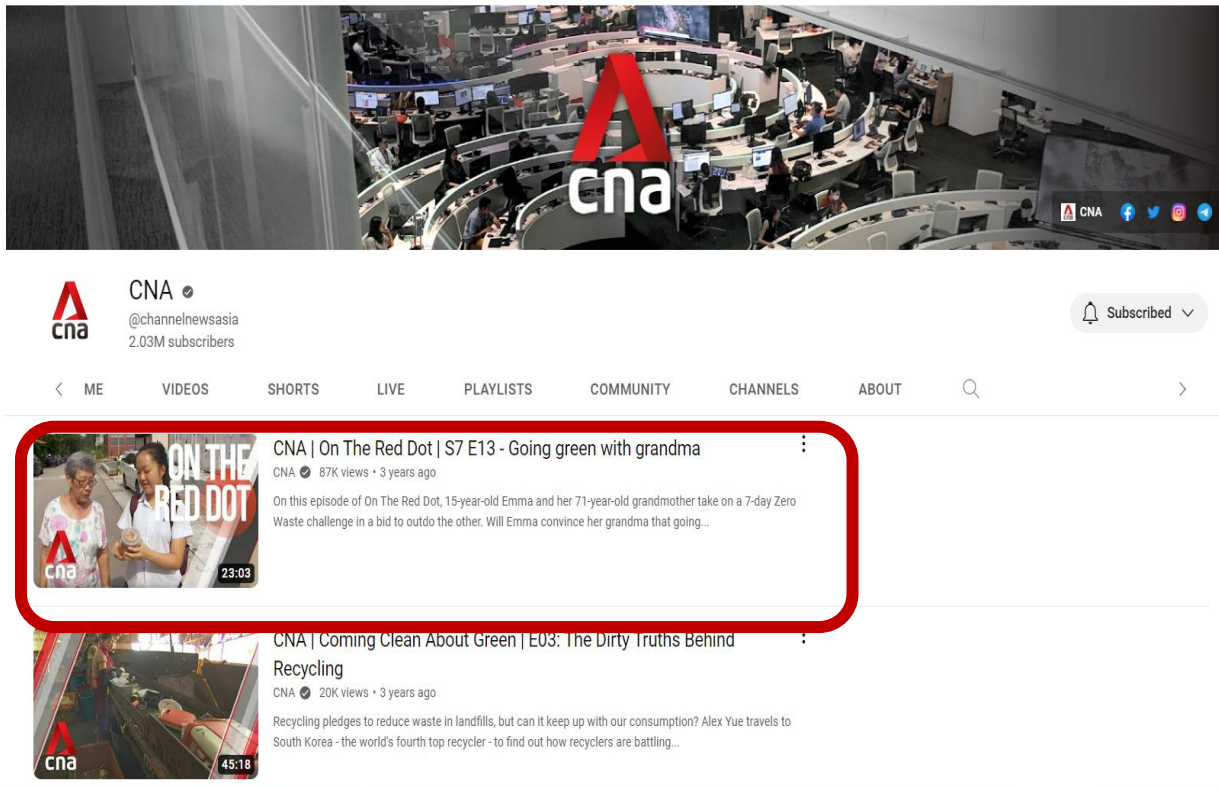
<http://www.nlb.gov.sg/discovereads/>

# Current Affairs Discussion

Watch videos on issues that matter & have discussions.

- Pose a discussion question.

E.g. If it were you, how would you challenge Grandma to be environmentally friendly?



**CNA** @channelnewsasia 2.03M subscribers

ME VIDEOS SHORTS LIVE PLAYLISTS COMMUNITY CHANNELS ABOUT

**CNA | On The Red Dot | S7 E13 - Going green with grandma**  
CNA 87K views • 3 years ago  
On this episode of On The Red Dot, 15-year-old Emma and her 71-year-old grandmother take on a 7-day Zero Waste challenge in a bid to outdo the other. Will Emma convince her grandma that going...

**CNA | Coming Clean About Green | E03: The Dirty Truths Behind Recycling**  
CNA 20K views • 3 years ago  
Recycling pledges to reduce waste in landfills, but can it keep up with our consumption? Alex Yue travels to South Korea - the world's fourth top recycler - to find out how recyclers are battling...

At the end of the day,  
the most overwhelming  
key to child's success is  
the positive involvement  
of the parents.

Jane D. Hull



Thank you!